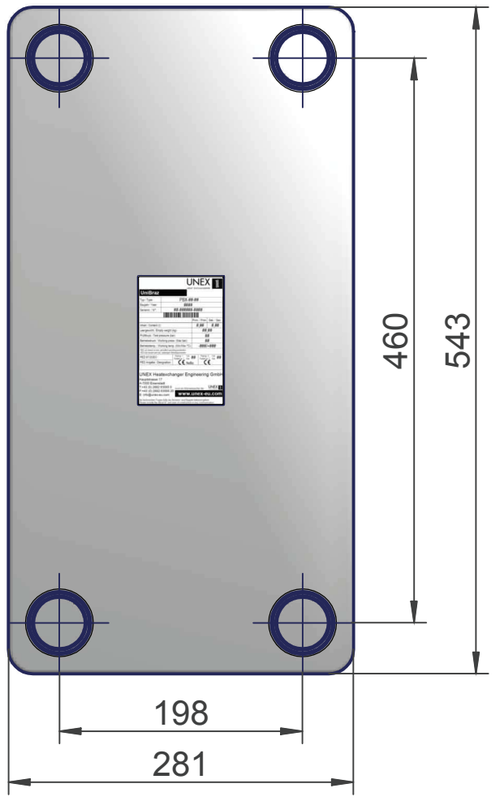

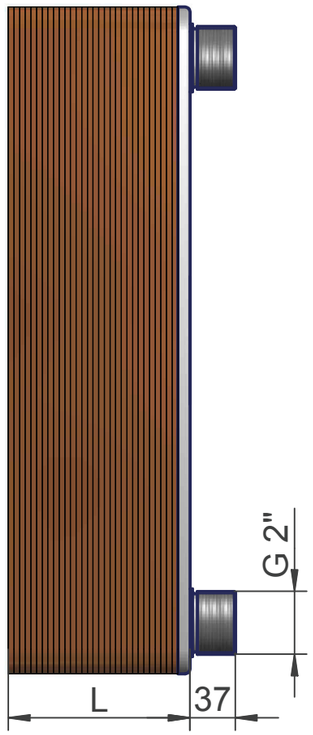

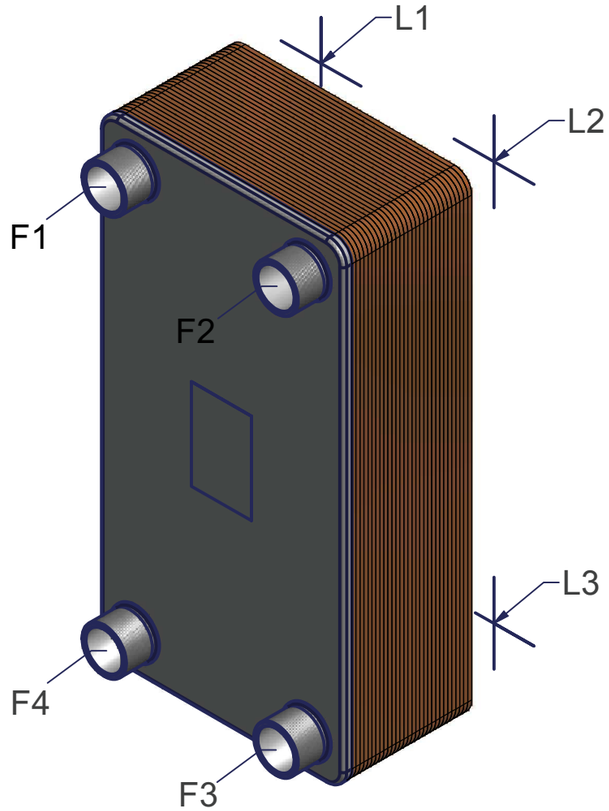

Exchanger connection options	
Standard	G 2" - 37mm long
Alternative	G 2 1/2",Solder,DN40,DN50
Other	On request
Additional	On rear positions L1 to L4
Studs & Bolts	On request

Insulation options	Example picture
Aluminium coated PU foam Heating applications to +150°C (Peak)	
Self-adhevise rubberised Cooling applications -50 to +105°C	

Mounting options	Example picture
Foot Console Robust floor stand to support the weight of the exchanger	

Detachable pipe connection options	Example picture
VER40 From G2" to DN40 weld (2 pcs/set)	
VER1 1/2 From G2" to 1 1/2" thread (2 pcs/set)	

Amount of plates	30	34	40	44	50	60	70	80	90	100	110	120	130	140	150	160
Volume Side 1 (l)*	4.34	4.96	5.89	6.51	7.44	8.99	10.54	12.09	13.64	15.19	16.74	18.29	19.84	21.39	22.94	24.49
Volume Side 2 (l)*	4.65	5.27	6.20	6.82	7.75	9.30	10.85	12.40	13.95	15.50	17.05	18.60	20.15	21.70	23.25	24.80
Max working pressure (bar)	30															
Min / Max temperature (°C)	-196 / +200															
PED Class Group 1 (Category)	II			III												
PED Class Group 2 (Category)	I			II												
Plate packet depth L(mm)*	91.0	101.6	117.5	128.1	144.0	170.5	197.0	223.5	250.0	276.5	303.0	329.5	356.0	382.5	409.0	435.5
Net Weight Empty (kg)	28.2	30.2	33.2	35.2	38.2	43.2	48.2	53.2	58.2	63.2	68.2	73.2	78.2	83.2	88.2	93.2
Heat Transfer Area (m²)	4.48	5.12	6.08	6.72	7.68	9.28	10.88	12.48	14.08	15.68	17.28	18.88	20.48	22.08	23.68	25.28

* Calculated values (final tolerance to ISO 2768-m)

Where appropriate the following European standards and regulations were used during design and construction:

97/23/EC (Pressure Equipment Directive)
EN 1148 (Water to water heat exchangers for district heating)
EN 10272 (Stainless steel bars used for pressure purposes)
EN 10028-7 (Stainless steel flat products used for pressure purposes)
EN 13445 (Unfired Pressure Vessels)
ISO 2768-m (General tolerances class "m")
ISO 228-1 ("G" Thread BSP parallel)
Please ask your sales partner if you require other standards or certification to be applied.

©2014 Errors, Omissions and Technical Alterations excepted

Size in mm

Material : 1.4301 (304) / 1.4404 (316L) / Cu 99.9%

UNEX HEAT EXCHANGERS
UNEX Heatexchanger Engineering GmbH
Hauptstrasse 17
A-7000
Eisenstadt
Austria
www.unex-eu.com
info@unex-eu.com
Tel: + 43 (0) 2682 635 85 0
Fax: + 43 (0) 2682 635 85 20

Scale
M 1:5 (A3)

Status	Change	Date	Name		Date	Name
				Drawn by	12.08.2014	MPI
				Checked by	09.10.2014	DRO

PBG45LMH_STD_14_Rev00